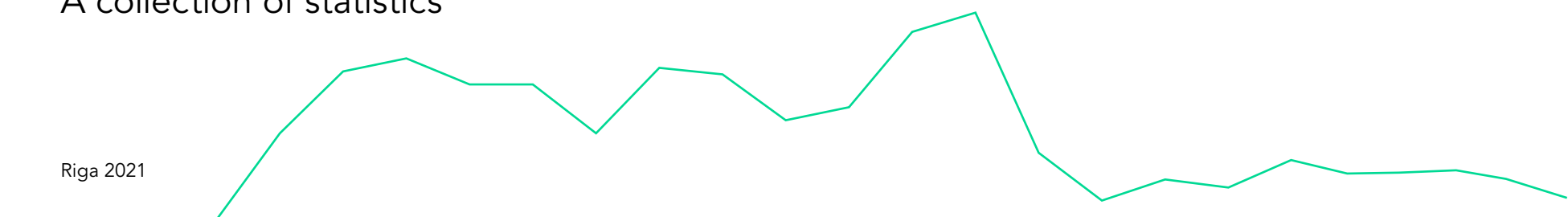


# Publishing statistics of Latvia 2020

A collection of statistics



# Contents

|    |   |
|----|---|
| 3  | Foreword  |
| 4  | Summary   |
| 5  | Books   |
| 5  | Books by year of publishing   |
| 6  | Book publishers   |
| 7  | Books by general category   |
| 8  | Original publications, translations, first and revised editions of books    |
| 9  | Books by language   |
| 10 | Fiction   |
| 10 | Fiction titles and print runs by literary genre                             |
| 11 | First editions of fiction. Latvian fiction. Children's fiction              |
| 12 | Fiction titles by authors' origin   |
| 13 | Periodicals   |
| 13 | Newspapers by language  |
| 13 | Types of newspapers   |
| 14 | Publication frequency of newspapers   |
| 14 | Major newspaper publishers by annual number of issues                       |
| 15 | Journals and magazines by language  |
| 16 | Publication frequency of journals and magazines                             |
| 16 | Major journal and magazine publishers by annual number of titles and issues |
| 17 | Other types of publications   |
| 17 | Image-based books (exhibition catalogues, art books, colouring books)       |
| 17 | Cartographic materials  |
| 17 | Sheet music   |
| 17 | Thesis summaries  |
| 17 | E-books   |
| 18 | Titles of thesis summaries by area of studies                               |
| 18 | Titles of thesis summaries by institutional affiliation                     |

UDC 655(474.3)(083.41)

La 805

ISSN 2661-5215

ISBN 978-9984-850-98-6

© National Library of Latvia Institute of Bibliography

Riga 2021

Inb.lv #Inblv



# Foreword

Collection 'Publishing statistics of Latvia 2020' includes data on publishing output in Latvia (the number of publications, print runs etc.) in an aggregate form.

Data on publishing are collected based on reports on publishing sent in by publishers and on legal deposit copies received by the National Library of Latvia.

The collection also includes the data on books published in 2019 if the legal deposit copies of those have been received in 2020.

The National Library of Latvia follows general quality guidelines of the Official statistics programme and European Statistics Code of Practice guaranteeing the privacy of informants (publishers in Latvia) and the confidentiality of information given by them.

## REMEMBER!

In case of reproduction and quoting, the source must be stated.

## SEE ALSO!

[Dataset on publishing in Latvia\\*](#)

[New Books from Latvia](#)

[The Index of Periodicals](#)

\* Data for 1991, 1992, 1993, and 1994 were added to the dataset as part of the project 'Latvian Memory Institution Data in the Digital Space: Connecting cultural heritage' (project no. lzp-2019/1-0365). The project was funded by the Latvian Council of Science.

# Summary

| Type of publication  | Titles | Print run  | Recorded in 2020:   |
|--|--------|------------|---|
| Books*   | 1 805  | 1 957 369  | 408 book publishers<br>(4,7 per cent of them have not provided the data on print runs)                  |
| Newspapers   | 245    | 43 849 469 | 210 newspaper publishers***<br>(2,8 per cent of them have not provided the data on print runs)          |
| incl. registered in the MMR**  | 139    | 40 603 909 |   |
| incl. not registered in the MMR  | 106    | 3 245 560  |   |
| Journals and magazines   | 271    | 17 733 892 | 113 journal and magazine publishers***<br>(7 per cent of them have not provided the data on print runs) |
| incl. registered in the MMR  | 205    | 17 089 700 |   |
| incl. not registered in the MMR  | 66     | 644 192    |   |
| Image-based books (exhibition catalogues,<br>art books, colouring books) | 332    | 666 356    |   |
| Cartographic materials   | 120    | 390 085    |   |
| Sheet music  | 45     | 13 495     |   |
| Thesis summaries   | 104    | –          |   |
| E-books  | 386    | –          |   |

\* Excluding the data on image-based books (exhibition catalogues, art books, colouring books)

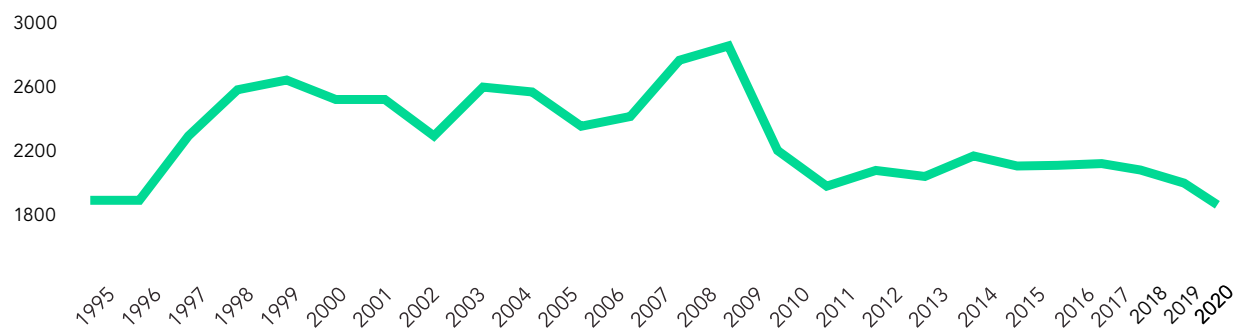
\*\* MMR - the Mass Media Register

\*\*\* Data about all newspaper publishers are included regardless of whether they publish newspapers registered in the MMR or not. In the collections of statistics 'Publishing statistics of Latvia 2017', 'Publishing statistics of Latvia 2018', and 'Publishing statistics of Latvia 2019' data were presented only about publishers whose publications were registered in the MMR.

For more information see the  
[National Library of Latvia website](#)

# Books by year of publishing

Excluding the data on image-based books  
(exhibition catalogues, art books, colouring books)



| Year | Titles | Print run (thousands) | Printed sheets of paper (thousands) |
|------|--------|-----------------------|-------------------------------------|
| 1995 | 1 968  | 9 549                 | 112 299                             |
| 1996 | 1 964  | 7 733                 | 77 861                              |
| 1997 | 2 320  | 7 469                 | 83 830                              |
| 1998 | 2 596  | 8 203                 | 86 883                              |
| 1999 | 2 652  | 7 161                 | 76 880                              |
| 2000 | 2 546  | 7 033                 | 73 720                              |
| 2001 | 2 530  | 6 185                 | 70 920                              |
| 2002 | 2 327  | 4 597                 | 61 502                              |
| 2003 | 2 606  | 5 132                 | 59 844                              |
| 2004 | 2 591  | 4 879                 | 59 444                              |
| 2005 | 2 371  | 4 821                 | 61 770                              |
| 2006 | 2 428  | 4 696                 | 58 418                              |
| 2007 | 2 765  | 5 261                 | 67 976                              |
| 2008 | 2 855  | 5 236                 | 70 794                              |
| 2009 | 2 244  | 3 515                 | 42 676                              |
| 2010 | 2 035  | 3 331                 | 40 763                              |
| 2011 | 2 128  | 3 453                 | 44 198                              |
| 2012 | 2 083  | 3 559                 | 43 928                              |
| 2013 | 2 223  | 3 253                 | 39 580                              |
| 2014 | 2 177  | 2 974                 | 38 852                              |
| 2015 | 2 187  | 3 120                 | 38 582                              |
| 2016 | 2 191  | 2 767                 | 37 512                              |
| 2017 | 2 185  | 2 466                 | 31 529                              |
| 2018 | 2 161  | 2 149                 | 32 202                              |
| 2019 | 2 100  | 2 647                 | 34 441                              |
| 2020 | 1 805  | 1 957                 | 29 208                              |

For more information see the [National Library of Latvia website](#)

# Book publishers

Excluding the data on image-based books  
(exhibition catalogues, art books, colouring books)

Letter case in names of publishers is used in accordance with records of the Enterprise Register of the Republic of Latvia

## MAJOR BOOK PUBLISHERS BY NUMBER OF TITLES

| Publisher                                     | Titles     | % *        |  |
|---|------------|------------|--|
| 1. Apgāds Zvaigzne ABC                        | 239        | 13%        |  |
| 2. LATVIJAS MEDIJI                            | 87         | 5%         |  |
| 3. JUMAVA                                     | 85         | 5%         |  |
| 4. Ezerrozes grāmatas                         | 71         | 4%         |  |
| 5. Dace Solovjeva (Domu pārles)               | 53         | 3%         |  |
| 6. Sava grāmata                               | 43         | 2%         |  |
| 7. Latvijas Universitātes Akadēmiskais apgāds | 41         | 2%         |  |
| 8. JĀŅA ROZES apgāds                          | 40         | 2%         |  |
| 9. Neputns                                    | 36         | 2%         |  |
| 10. Apgāds "Kontinents"                       | 35         | 2%         |  |
| <b>Total</b>                                  | <b>730</b> | <b>40%</b> |  |

## MAJOR BOOK PUBLISHERS BY PRINT RUN

| Publisher                       | % **       |  |
|---------------------------------|------------|--|
| 1. Apgāds Zvaigzne ABC          | 38%        |  |
| 2. LATVIJAS MEDIJI              | 10%        |  |
| 3. JĀŅA ROZES apgāds            | 3%         |  |
| 4. Lielvārds                    | 3%         |  |
| 5. Dienas Grāmata               | 3%         |  |
| 6. Apgāds "Kontinents"          | 2%         |  |
| 7. EGMONT LATVIJA               | 2%         |  |
| 8. Izdevniecība RaKa            | 1%         |  |
| 9. Liels un mazs                | 1%         |  |
| 10. Žurnālu izdevniecība LILITA | 1%         |  |
| <b>Total</b>                    | <b>64%</b> |  |

**Total number of book titles** 1 805  
**Total print run of books** 1 957 369

For more information see the [National Library of Latvia website](#)

\* of the total annual number of titles  
 \*\* of the total annual print run

# Books by general category

Excluding the data on image-based books  
(exhibition catalogues, art books, colouring books)

## NUMBER OF BOOK TITLES BY GENERAL CATEGORY, 2018–2020 (%)

| Category  | 2018 | 2019  | 2020 |
|---|------|-------|------|
| Scientific literature                               | 10%  | 8%    | 8%   |
| Popular science literature*                         | 9%   | 7%    | 9%   |
| Official literature                                 | 1%   | 1%    | 0,5% |
| Professional / Applied literature                   | 4%   | 7%    | 5%   |
| Educational literature                              | 2%   | 2%    | 2%   |
| Primary and secondary school educational literature | 0,4% | 0,5%  | 2%   |
| Methodological educational literature               | 1%   | 2%    | 2%   |
| Reference literature                                | 22%  | 18%   | 14%  |
| Religious literature                                | 4%   | 3%    | 3%   |
| Memoirs / Documentaries                             | 6%   | 7%    | 8%   |
| Fiction**   | 26%  | 29%   | 32%  |
| Children's fiction                                  | 11%  | 12,5% | 12%  |
| Children's popular science                          | 4%   | 3%    | 2%   |

## NUMBER OF BOOK TITLES AND PRINT RUNS BY GENERAL CATEGORY, 2020

| Category   | Titles      | Print run        |
|--|-------------|------------------|
| Scientific literature                                    | 140         | 53 287           |
| Popular science literature*                              | 160         | 158 998          |
| Official literature                                      | 10          | 4 300            |
| Professional / Applied literature                        | 98          | 35 412           |
| Educational literature                                   | 36          | 61 052           |
| Educational literature for primary and secondary schools | 29          | 183 896          |
| Methodological educational literature                    | 43          | 33 379           |
| Reference literature                                     | 254         | 342 781          |
| Religious literature                                     | 64          | 38 683           |
| Memoirs / Documentaries                                  | 146         | 95 866           |
| Fiction**  | 569         | 496 457          |
| Children's fiction                                       | 211         | 363 198          |
| Children's popular science                               | 45          | 90 060           |
| <b>Total</b>   | <b>1805</b> | <b>1 957 369</b> |

For more information see the  
[National Library of Latvia website](#)

\* Excluding the data on children's popular science books

\*\* Excluding the data on children's fiction books

# Original publications, translations, first and revised editions of books

Excluding the data on image-based books  
(exhibition catalogues, art books, colouring books)

## ORIGINAL PUBLICATIONS AND TRANSLATIONS OF BOOKS

|                       | Titles       | %   | Print run        | %   |
|-----------------------|--------------|-----|------------------|-----|
| Original publications | 1 328        | 74% | 1 256 301        | 64% |
| Translations          | 477          | 26% | 701 068          | 36% |
| <b>Total</b>          | <b>1 805</b> |     | <b>1 957 369</b> |     |

## FOR COMPARISON: ORIGINALLY PUBLISHED AND TRANSLATED BOOK TITLES, 2018–2020 (%)

|                       | 2018 | 2019 | 2020 |
|-----------------------|------|------|------|
| Original publications | 73%  | 71%  | 74%  |
| Translations          | 27%  | 29%  | 26%  |

## FOR COMPARISON: PRINT RUNS OF ORIGINALLY PUBLISHED AND TRANSLATED BOOKS, 2018–2020 (%)

|                       | 2018 | 2019 | 2020 |
|-----------------------|------|------|------|
| Original publications | 63%  | 64%  | 64%  |
| Translations          | 37%  | 36%  | 36%  |

## FIRST AND REVISED EDITIONS OF BOOKS

|                         | Titles       | %          | Print run        | %          |
|-------------------------|--------------|------------|------------------|------------|
| <b>First editions</b>   | <b>1 747</b> | <b>97%</b> | <b>1 850 565</b> | <b>95%</b> |
| Including:              |              |            |                  |            |
| Original publications   | 1 303        | 75%        | 1 210 921        | 65%        |
| Translations            | 444          | 25%        | 639 644          | 35%        |
| <b>Revised editions</b> | <b>58</b>    | <b>3%</b>  | <b>106 804</b>   | <b>5%</b>  |
| Including:              |              |            |                  |            |
| Original publications   | 25           | 43%        | 45 380           | 42%        |
| Translations            | 33           | 57%        | 61 424           | 58%        |
| <b>Total</b>            | <b>1 805</b> |            | <b>1 957 369</b> |            |

For more information see the [National Library of Latvia website](#)

# Books by language

Excluding the data on image-based books  
(exhibition catalogues, art books, colouring books)

## NUMBER OF BOOK TITLES AND PRINT RUNS BY LANGUAGE, 2020 (%)

| Language | Titles %* | Print run %** |
|----------|-----------|---------------|
| Latvian  | 80,5%     | 92,0%         |
| English  | 4,5%      | 1,0%          |
| Russian  | 6,0%      | 3,0%          |
| Other    | 9,0%      | 4,0%          |



## FOR COMPARISON: BOOK TITLES BY LANGUAGE, 2018–2020 (%)

| Language | 2018 | 2019 | 2020  |
|----------|------|------|-------|
| Latvian  | 77%  | 77%  | 80,5% |
| English  | 6%   | 6%   | 4,5%  |
| Russian  | 6%   | 6%   | 6,0%  |
| Other    | 11%  | 11%  | 9,0%  |

## FOR COMPARISON: PRINT RUNS OF BOOKS BY LANGUAGE, 2018–2020 (%)

| Language | 2018 | 2019 | 2020 |
|----------|------|------|------|
| Latvian  | 88%  | 91%  | 92%  |
| English  | 3%   | 3%   | 1%   |
| Russian  | 2%   | 2%   | 3%   |
| Other    | 7%   | 4%   | 4%   |

## ORIGINAL PUBLICATIONS AND TRANSLATIONS OF BOOKS BY LANGUAGE

| Language                         | Titles       | Print run        | Printed sheets of paper |
|----------------------------------|--------------|------------------|-------------------------|
| Latvian                          | 1 450        | 1 790 601        | 26 945 126              |
| Original publications            | 1 016        | 1 109 083        | 15 434 489              |
| incl. Latgalian written language | 7            | 4 552            | 50 828                  |
| inc. Liv language                | 3            | 1 700            | 15 525                  |
| Translations                     | 434          | 681 518          | 11 510 636              |
| Other                            | 350          | 162 268          | 2 235 072               |
| Original publications            | 307          | 142 718          | 2 019 669               |
| Translations                     | 43           | 19 550           | 215 404                 |
| Dictionaries                     | 5            | 4 500            | 28 300                  |
| <b>Total</b>                     | <b>1 805</b> | <b>1 957 369</b> | <b>29 208 498</b>       |
| <b>Original publications</b>     | <b>1 328</b> | <b>1 256 301</b> | <b>17 482 458</b>       |
| <b>Translations</b>              | <b>477</b>   | <b>701 068</b>   | <b>11 726 040</b>       |

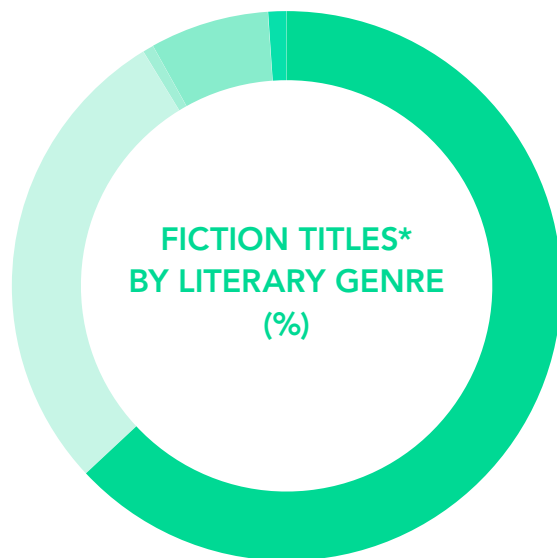
For more information see the  
[National Library of Latvia website](#)

\* of the total annual number of titles

\*\* of the total annual print run

# Fiction

Excluding the data on image-based books  
(exhibition catalogues, art books, colouring books)

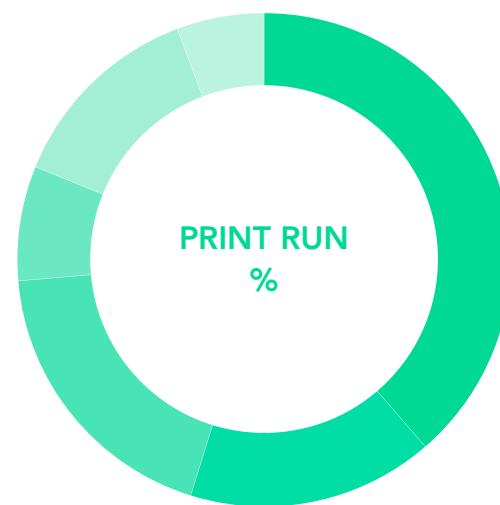
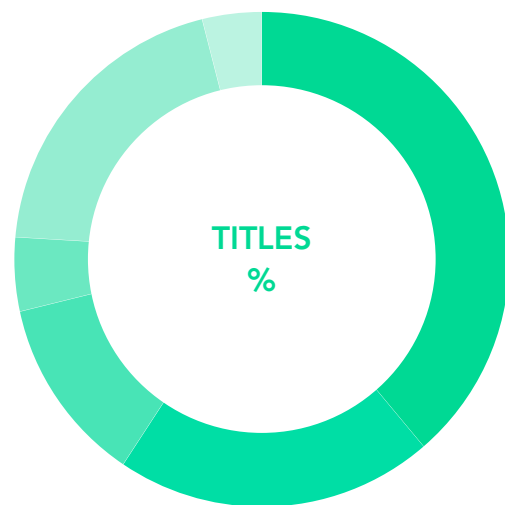


| Literary form | Titles     | Titles (%) * |
|---------------|------------|--------------|
| Prose         | 491        | 63%          |
| Poetry        | 244        | 31%          |
| Drama         | 2          | 0,5%         |
| Mixed forms   | 39         | 5%           |
| Folklore      | 4          | 0,5%         |
| <b>Total</b>  | <b>780</b> |              |

| Literary form | Print run      | Print run (%) ** |
|---------------|----------------|------------------|
| Prose         | 724 993        | 84%              |
| Poetry        | 86 682         | 10%              |
| Drama         | 1 000          | 1%               |
| Mixed forms   | 20 134         | 2%               |
| Folklore      | 26 846         | 3%               |
| <b>Total</b>  | <b>859 655</b> |                  |

For more information see the  
[National Library of Latvia website](#)

\* % of the total annual number of fiction titles  
\*\* % of the total annual print run of fiction



|  | Titles | Titles % * |
|--|--------|------------|
| Fiction                                      | 780    | 43%        |
| Latvian fiction                              | 459    | 25%        |
| Children's fiction                           | 211    | 12%        |
| Latvian children's fiction                   | 93     | 5%         |
| First editions of Latvian fiction            | 450    | 25%        |
| First editions of Latvian children's fiction | 90     | 5%         |

|  | Print run | Print run % ** |
|--|-----------|----------------|
| Fiction                                      | 859 655   | 44%            |
| Latvian fiction                              | 393 507   | 20%            |
| Children's fiction                           | 363 198   | 19%            |
| Latvian children's fiction                   | 135 193   | 7%             |
| First editions of Latvian fiction            | 363 577   | 19%            |
| First editions of Latvian children's fiction | 112 893   | 6%             |

For more information see the [National Library of Latvia website](#)

\* of the total annual number of titles  
 \*\* of the total annual print run



|                    | Titles | Titles (%) * |
|--------------------|--------|--------------|
| Latvian fiction    | 459    | 59%          |
| Russian fiction    | 63     | 8%           |
| American fiction   | 55     | 7%           |
| English fiction    | 50     | 6,5%         |
| German fiction     | 24     | 3%           |
| Swedish fiction    | 17     | 2%           |
| French fiction     | 11     | 1,5%         |
| Finnish fiction    | 9      | 1%           |
| Norwegian fiction  | 7      | 1%           |
| Estonian fiction   | 16     | 2%           |
| Lithuanian fiction | 7      | 1%           |
| Canadian fiction   | 7      | 1%           |
| Other fiction      | 55     | 7%           |

For more information see the  
[National Library of Latvia website](#)

\* % of the total number of fiction titles

# Newspapers

## NEWSPAPERS BY LANGUAGE

| Language                        | Titles     | Issues       | Annual print run  |
|---------------------------------|------------|--------------|-------------------|
| Latvian                         | 205        | 6 159        | 28 132 154        |
| incl. registered in the MMR*    | 108        | 5 201        | 25 584 464        |
| incl. not registered in the MMR | 97         | 958          | 2 547 690         |
| English                         | 1          | 11           | 9 350             |
| incl. registered in the MMR     | 1          | 11           | 9 350             |
| incl. not registered in the MMR | 0          | 0            | 0                 |
| Russian                         | 28         | 1 450        | 12 272 285        |
| incl. registered in the MMR     | 24         | 1 423        | 12 116 785        |
| incl. not registered in the MMR | 4          | 27           | 155 500           |
| Other                           | 11         | 211          | 3 435 680         |
| incl. registered in the MMR     | 6          | 144          | 2 893 310         |
| incl. not registered in the MMR | 5          | 67           | 542 370           |
| <b>Total</b>                    | <b>245</b> | <b>7 831</b> | <b>43 849 469</b> |
| incl. registered in the MMR     | 139        | 6 779        | 40 603 909        |
| incl. not registered in the MMR | 106        | 1 052        | 3 245 560         |

## TYPES OF NEWSPAPERS

| Language                        | Titles     | Issues       | Annual print run  |
|---------------------------------|------------|--------------|-------------------|
| National daily newspapers       | 4          | 784          | 4 145 252         |
| incl. registered in the MMR*    | 4          | 784          | 4 145 252         |
| incl. not registered in the MMR | 0          | 0            | 0                 |
| Regional newspapers             | 40         | 3 892        | 11 613 367        |
| incl. registered in the MMR*    | 38         | 3 879        | 11 608 267        |
| incl. not registered in the MMR | 2          | 13           | 5 100             |
| Municipal newspapers            | 131        | 1 562        | 6 286 745         |
| incl. registered in the MMR*    | 46         | 624          | 3 167 890         |
| incl. not registered in the MMR | 85         | 938          | 3 118 855         |
| Other newspapers                | 70         | 1 593        | 21 804 105        |
| incl. registered in the MMR*    | 51         | 1 492        | 21 682 500        |
| incl. not registered in the MMR | 19         | 101          | 121 605           |
| <b>Total</b>                    | <b>245</b> | <b>7 831</b> | <b>43 849 469</b> |

For more information see the [National Library of Latvia website](#)

\* MMR - the Mass Media Register

Letter case in names of publishers is used in accordance with records of the Enterprise Register of the Republic of Latvia

## PUBLICATION FREQUENCY OF NEWSPAPERS

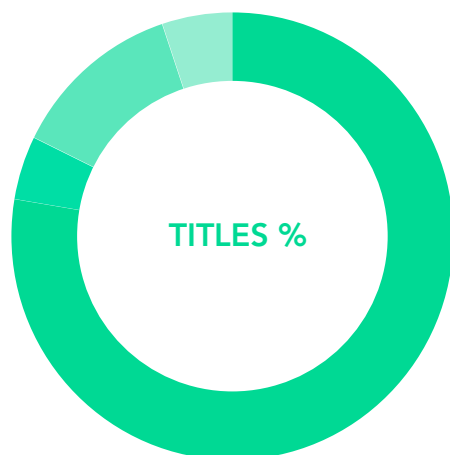
| Publication frequency | Titles     | Annual print run  |
|-----------------------|------------|-------------------|
| 4-6 times per week    | 9          | 7 908 057         |
| 2-3 times per week    | 22         | 6 385 977         |
| Once per week         | 36         | 21 641 943        |
| Once per month        | 121        | 4 912 782         |
| Twice per month       | 18         | 2 501 680         |
| 1-2 times per year    | 6          | 15 600            |
| 3-8 times per year    | 25         | 466 360           |
| Irregularly / Unknown | 8          | 17 070            |
| <b>Total</b>          | <b>245</b> | <b>43 849 469</b> |

## MAJOR NEWSPAPER PUBLISHERS BY ANNUAL NUMBER OF ISSUES

| Publisher                     | Titles   | Issues     |
|-------------------------------|----------|------------|
| <b>1. Ventas Balss</b>        | <b>2</b> | <b>400</b> |
| <b>2. ADV Service</b>         | <b>5</b> | <b>369</b> |
| <b>3. LATVIJAS MEDIJI</b>     | <b>3</b> | <b>352</b> |
| 4. Izdevniecība Dienas Mediji | 2        | 302        |
| 5. Reģionu Mediji             | 4        | 292        |
| 6. KURZEMES VĀRDS             | 1        | 250        |
| 7.LATGALES LAIKS              | 3        | 244        |
| 8. ZĪME                       | 6        | 240        |
| 9. LUDZAS ZEME                | 2        | 200        |
| 10. RĒZEKNES VĒSTIS           | 2        | 200        |

For more information see the [National Library of Latvia website](#)

# Journals and magazines



## JOURNALS AND MAGAZINES BY LANGUAGE

| Language                        | Titles     | Issues       | Annual print run  |
|---------------------------------|------------|--------------|-------------------|
| Latvian                         | 211        | 1 994        | 15 876 210        |
| incl. registered in the MMR*    | 165        | 1 868        | 15 370 809        |
| incl. not registered in the MMR | 46         | 126          | 505 401           |
| English                         | 21         | 86           | 225 495           |
| incl. registered in the MMR     | 10         | 30           | 214 740           |
| incl. not registered in the MMR | 11         | 56           | 10 755            |
| Russian                         | 25         | 239          | 989 031           |
| incl. registered in the MMR     | 22         | 224          | 972 021           |
| incl. not registered in the MMR | 3          | 15           | 17 010            |
| Other                           | 14         | 76           | 643 156           |
| incl. registered in the MMR     | 8          | 54           | 532 130           |
| incl. not registered in the MMR | 6          | 22           | 111 026           |
| <b>Total</b>                    | <b>271</b> | <b>2 359</b> | <b>17 733 892</b> |
| incl. registered in the MMR     | 205        | 2 176        | 17 089 700        |
| incl. not registered in the MMR | 66         | 219          | 644 192           |

For more information see the [National Library of Latvia website](#)

\* MMR - the Mass Media Register

Letter case in names of publishers is used in accordance with records of the Enterprise Register of the Republic of Latvia

## PUBLICATION FREQUENCY OF JOURNALS AND MAGAZINES

| Publication frequency | Titles     | Annual print run  |
|-----------------------|------------|-------------------|
| Once per week         | 11         | 7 114 680         |
| Twice per month       | 9          | 2 519 277         |
| Once per month        | 98         | 6 067 913         |
| 6-8 times per year    | 52         | 1 248 104         |
| 4 times per year      | 46         | 454 757           |
| 1-2 times per year    | 36         | 93 438            |
| Irregularly / Unknown | 19         | 235 723           |
| <b>Total</b>          | <b>271</b> | <b>17 733 892</b> |

## MAJOR JOURNAL AND MAGAZINE PUBLISHERS BY ANNUAL NUMBER OF TITLES






| Publisher                                     | Titles    |
|---|-----------|
| <b>1. IZDEVNIECĪBA RĪGAS VIĻŅI</b>            | <b>23</b> |
| <b>2. ŽURNĀLS SANTA</b>                       | <b>23</b> |
| <b>3. EGMONT LATVIJA</b>                      | <b>16</b> |
| 4. Izdevniecība "DIENAS ŽURNĀLI"              | 16        |
| 5. Žurnālu izdevniecība LILITA                | 14        |
| 6. LATVIJAS MEDIJI                            | 12        |
| 7. KUMA                                       | 8         |
| 8. Latvijas Universitātes Akadēmiskais apgāds | 8         |
| 9. IZDEVNIECĪBA PUTŅIKS                       | 7         |
| 10. ZĪME                                      | 6         |

## MAJOR JOURNAL AND MAGAZINE PUBLISHERS BY ANNUAL NUMBER OF ISSUES

| Publisher                          | Issues     |
|------------------------------------|------------|
| <b>1. ŽURNĀLS SANTA</b>            | <b>347</b> |
| <b>2. IZDEVNIECĪBA RĪGAS VIĻŅI</b> | <b>317</b> |
| <b>3. LATVIJAS MEDIJI</b>          | <b>150</b> |
| 4. Izdevniecība "DIENAS ŽURNĀLI"   | 141        |
| 5. IZDEVNIECĪBA PUTŅIKS            | 99         |
| 6. Žurnālu izdevniecība LILITA     | 93         |
| 7. EGMONT LATVIJA                  | 85         |
| 8. KUMA                            | 82         |
| 9. Izdevniecība Dienas Mediji      | 64         |
| 10. Cits medijs                    | 63         |

For more information see the [National Library of Latvia website](#)

# Other types of publications

|  | Titles | Print run |   |
|--|--------|-----------|---|
| Image-based books<br>(exhibition catalogues, art books, colouring books) | 332    | 666 356   |  |
| Cartographic materials   | 120    | 390 085   |  |
| Sheet music  | 45     | 13 495    |  |
| Thesis summaries   | 104    | –         |  |
| E-books  | 386    | –         |  |

# Image-based books

(exhibition catalogues, art books, colouring books)

## IMAGE-BASED BOOK TITLES BY GENERAL CATEGORY

| Category   | Titles     |
|--|------------|
| Exhibition catalogues, art albums  | 55         |
| Comics. Graphic novels   | 11         |
| Colouring books for adults   | 4          |
| Practical, personal development books for children<br>(incl. children's colouring books) | 262        |
| <b>Total</b>   | <b>332</b> |

For more information see the [National Library of Latvia website](#)

# Thesis summaries

Letter case in names of publishers is used in accordance with records of the Enterprise Register of the Republic of Latvia

## TITLES OF THESIS SUMMARIES BY AREA OF STUDIES

| Area of studies        | Titles     |
|------------------------|------------|
| Agriculture            | 1          |
| Architecture           | 1          |
| Art science            | 1          |
| Biology                | 3          |
| Chemistry              | 5          |
| Computer science / IT  | 3          |
| Economics              | 9          |
| Energetics             | 4          |
| Engineering            | 19         |
| Environmental science  | 4          |
| Forest sciences        | 2          |
| Geography              | 2          |
| History                | 1          |
| Legal science          | 2          |
| Linguistics            | 1          |
| Management science     | 8          |
| Mechanical Engineering | 3          |
| Medicine               | 15         |
| Pedagogy               | 2          |
| Philosophy             | 1          |
| Physics                | 10         |
| Politics               | 3          |
| Sociology              | 3          |
| Veterinary medicine    | 1          |
| <b>Total</b>           | <b>104</b> |

## TITLES OF THESIS SUMMARIES BY INSTITUTIONAL BELONGING

| Academic institution                                | Titles     |
|---|------------|
| Baltic International Academy                        | 5          |
| BA School of Business & Finances                    | 3          |
| Turība University                                   | 2          |
| RISEBA  | 2          |
| Daugavpils University                               | 2          |
| Latvia University of Life Sciences and Technologies | 8          |
| University of Latvia                                | 32         |
| Rezekne Academy of Technologies                     | 1          |
| Rīga Stradiņš University                            | 16         |
| Rīga Technical University                           | 32         |
| Transport and Telecommunication institute           | 1          |
| <b>Total</b>  | <b>104</b> |

For more information see the [National Library of Latvia website](#)



L N B

---

NATIONAL  
LIBRARY  
OF LATVIA